


School Bus


Cut & Paste Craft Activity



My favorite thing about school

© Fun Early Learning

SCHOOL BUS COLORING OPTION

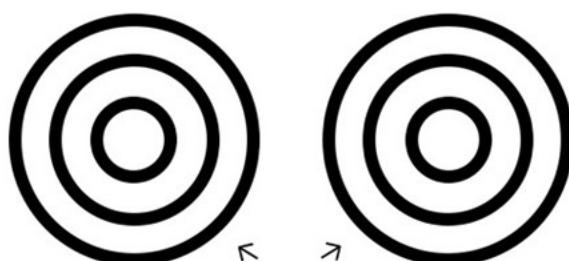



windows ➤

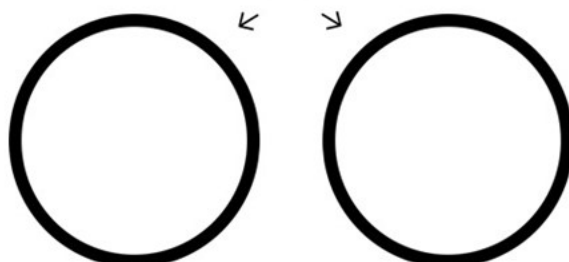


SCHOOL BUS

stop sign ➤



tires
← ➤



lights
➤ ➤



© Fun E

Template 1 – Coloring Page Option

This is a great template for children wanting to color their own craft. Simply print this template, color, and assemble.



SCHOOL BUS TEMPLATE



SCHOOL BUS



OUTER EYE
CUT 2 WHITE
➤



INNER EYE
CUT 2 BLACK
➤



LIGHT
CUT 2 RED
➤



CHEEK
CUT 2 PINK
➤




NOSE
CUT 1 PINK
➤



© Fun Early Learning


Template 2 – School Bus Template

Simply trace the template on construction paper, cut and assemble.




PRINTING ON CONSTRUCTION PAPER

LARGE TIRE - CUT 4 BLACK PER CHILD

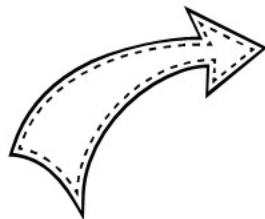


Template 3 – Printing on Construction Paper

These templates were created to print a large number on construction paper for a classroom. Print each template on the coordinating color construction paper. Then simply cut and assemble the craft.



Step by Step Instructions Included



© Fun Early Learning


Writing prompts included for either writing or drawing! Plus a blank template to create your own writing prompt! Make it your own! 😊



My favorite thing about school



Writing prompts included for either writing or drawing! Plus a blank template to create your own writing prompt! Make it your own! 😊



When I'm at school I love to

