







# Down on the Farm

## Math & Literacy Activities

Name: \_\_\_\_\_

### Farm Measurement

Directions: Measure the height or width of each picture by coloring the correct number of squares.

_____ units 	_____ units 	_____ units 
_____ units 	_____ units 	_____ units 


short a

Name: \_\_\_\_\_

### Spin & Color Word Families

Directions: Spin the spinner and color a sun with the matching word family.




dad	cap	can	sad
map	fan	bad	nap
	rap		













Name: \_\_\_\_\_

Directions: Which pictures begin with the same sound as **CRAYONS**? Color, cut, sort, and paste the pictures below into the correct boxes.

**COW**





## Terms of Use:

### You may:

- download this file by visiting [FunEarlyLearning.com](http://FunEarlyLearning.com).
- save this file to your computer.
- print and use as many copies as you'd like for personal use in your classroom or at home where NO profit/money is made, and shall in no way be for commercial purposes or made available through any media.
- share the link to our Fun Early Learning blog page where this printable can be downloaded.

### You may not:

- download this file from any site other than [FunEarlyLearning.com](http://FunEarlyLearning.com).
- link directly to this pdf. You may direct people to the Fun Early Learning web page where this pdf is located.
- claim this file as your own.
- alter this electronic file, whether it be deletion, addition, or any matter.
- sell or in any way profit from this electronic file.
- print this file and then sell that printed copy to others.
- store or distribute this file on any other website or another location where others are able to electronically retrieve it (such as Dropbox, One Drive, Facebook, etc.).
- email or send this file in any way to anyone. They must download it themselves directly from our website.

## Copyright

All Content included on this website, such as text, graphics, logos, images, and software, is the property of the Fun Early Learning or its Content suppliers and is protected by the U.S. and international copyright laws. The reproduction, modification, distribution, republication, display or performance of the Content on this website is strictly prohibited.

**This file is for personal or classroom use only. It is not for commercial use. By using it, you agree that you will not copy or reproduce this file except for your own personal, non-commercial use.**

## Questions?

If you are unclear about our Terms of Use, we're happy to help! Please email us at [info@FunEarlyLearning.com](mailto:info@FunEarlyLearning.com) and ask before making a purchase or downloading if your intended use is not covered by what is written here. We'll do our best to respond promptly. 😊

## About:

Thank you so much for downloading this product! We hope it will be a great resource for you and that you will love it as much as we do! Please don't hesitate to contact us if you have any questions or concerns. We're here to help in any way we can.

We appreciate and value your feedback, **so if you love our products head on over to our TPT store and let us know** by rating and commenting on our product. You even earn credits for rating products on TPT that you can use to purchase more products!

Our Back to School Theme bundle helps children develop their fine motor skills, independence, attention-span, self-confidence, problem solving skills, literacy, and math. It corresponds to Common Core RF.K.1.D, RF.K.2.D and RF.K.3.A as children identify upper- and lowercase letters, use letter-sound knowledge, and identify initial sounds. K.C.C.A.3, K.C.C.B.4.A., K.C.C.B.4.B, K.C.C.B.4.C, and K.C.C.B.5 as children count, understand that the last number said is how many objects in all, understand that as you count each number said is one larger, count to answer how many objects in all, and write numbers 1-20. It also corresponds to Common Core Standards K.G.A.2 and K.G.B.5 as children name and draw shapes.

## Directions for each activity:

### **Down on the Farm Book – Color by Letter** (pages 6-11)

Print all of the pages single-sided in black and white. Color the picture by letter using the key on the right side. Then cut the pages around the dotted line and staple together on the left side.

### **Beginning Sound Sort** (pages 12-22)

Look at the picture in the top middle of the page and sound it out. What sound does it start with? Color, cut, sort, and paste the pictures at the bottom into the box on the left if they match the beginning sound or to the right if they don't

### **Beginning Sound Find and Dot** (pages 23-24)

Say the name of the picture in the box. Listen closely for the beginning sound. Dot the matching sound with a bingo dauber or color it. Color the picture. Continue to dot the beginning sound for each picture.

### **Farm Build-a-Word Book** (pages 25-31)

Start by cutting the page in half by following the dotted line. Color the pictures and trace the word. Then, cut along the dotted lines to cut out the booklet page and the letters. Paste the letters in the boxes on the booklet page to create the word.

## Directions for each activity:

### **Spin and Color Word Families** (pages 32-37)

Spin a spinner or pencil and paperclip around the word family spinner. Color a picture with the matching word family

### **Mystery Farm Pictures, Dolch Pre-Primer** (pages 38-41)

Use the color key to color the sight words and uncover the mystery picture!

### **Mystery Farm Pictures, Dolch Primer** (pages 42-45)

Use the color key to color the sight words and uncover the mystery picture!

### **Mystery Farm Pictures Answer Sheets** (pages 46-53)

### **Number Worksheets** ( pages 54-73)

Read and color the bubble number, count and color the circles in the ten-frame, read the written number and count and color the number of fingers. Then, trace and write the digital and written number on the lines. Count and color the number of objects as the focus number.

### **Count How Many** (pages 74-77)

Count the number of objects in the box and mark the corresponding digital number.

### **Counting in My Farm** (pages 78-88)

Read the number. Trace it and write your own on the remaining line. Find and circle the focus number in the box. Then color that many in the base ten frame.

### **What is the Missing Number?** (pages 89-92)

Cut the page across by following the dotted line and then cut out the numbers in the bottom box following the dotted line. Paste the numbers in the boxes above in the correct order. Trace all off the numbers.

## Directions for each activity:

### **Mystery Pictures** (pages 93-95 worksheets, pages 96-98 answer pages)

Read the key on the top of each page to know which color to dot each number or shape. Then, search for those numbers/shapes in the picture and dot them with the corresponding color. Once you've completed the picture, write what it is on the line at the bottom.

### **Farm Measurement** (pages 99-100)

Measure the height or width of each picture by coloring the correct number of squares.

### **Let's Identify Shapes** (pages 100-112)

Trace the word. Trace the shapes and draw your own in the box to the right. Color the shape pictures.

### **Let's Sort Shapes** (pages 113-115)

Color all of the pictures. Cut the shapes below following the dotted lines. Glue them into the correct column with the matching shape

### **Shadow Matching** (pages 116-118)

Cut out the pictures at the bottom following the dotted lines. Match and glue them to their shadow.


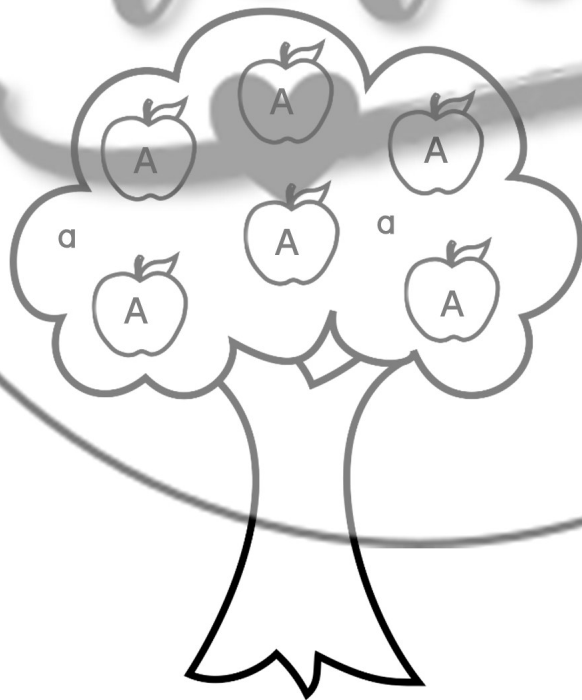
### **Let's Make Patterns!** (pages 119-120)

Directions: Color all of the pictures. Cut out the pictures at the bottom following the dotted lines. Glue them to the boxes to complete the pattern in each row.

# Down On The Farm




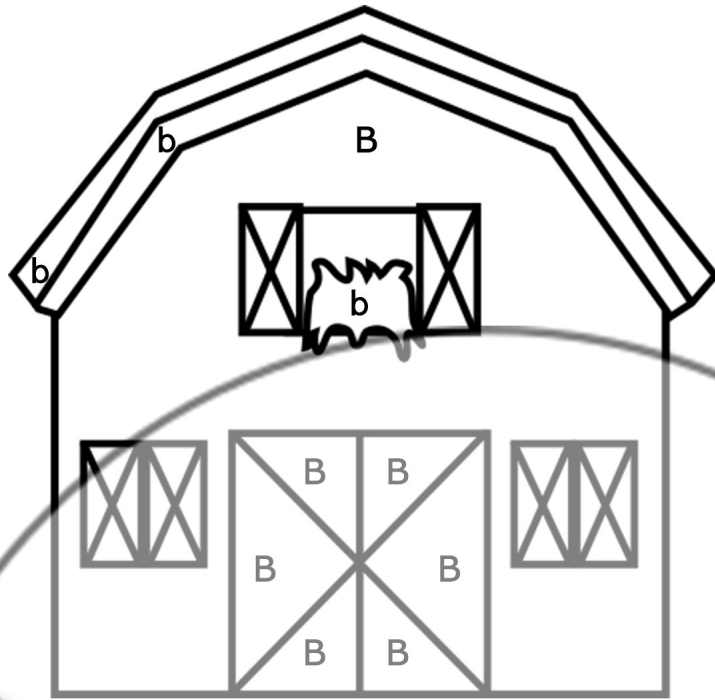
Name: \_\_\_\_\_

© Fun Early Learning





apple tree

© Fun Early Learning



© Fun Early Learning



© Fun Early Learning


COW

Name: \_\_\_\_\_

Directions: Which pictures begin with the same sound as **DESK**? Color, cut, sort, and paste the pictures below into the correct boxes.



duck





© Fun Early Learning


© Fun Early Learning

Name: \_\_\_\_\_


# Beginning Sound Find & Dot



a

c


b



e

b

a



s

d


c



f

d


b



e

g

i



h

g

f

# Farm

## Build-a-Word

Name: \_\_\_\_\_

© Fun Early Learning

Preview

apple




© Fun Early Learning


p a l p e

short a

Name: \_\_\_\_\_

# Spin & Color Word Families

Directions: Spin the spinner and color a sun with the matching word family.



# Mystery Farm Picture #1

pink = a, and, away, big

black = can

peach = blue

blue = come, down, find, for

come	down	find	for	come	down	find	for	come	down
find	for	come	a	down	find	for	come	and	down
down	find	for	blue	away	and	big	a	blue	come
for	come	down	find	a	and	a	big	for	find
down	find	for	big	and	a	a	and	away	for
for	come	away	a	big	and	away	a	down	come
for	away	Big	and	big	away	and	come	for	find
come	a	away	and	big	and	big	down	find	for
find	for	big	a	and	away	find	for	come	down
come	down	can	find	for	can	come	down	find	for


# Mystery Farm Picture #1 Answer Sheet

pink = a, and, away, big

black = can

peach = blue

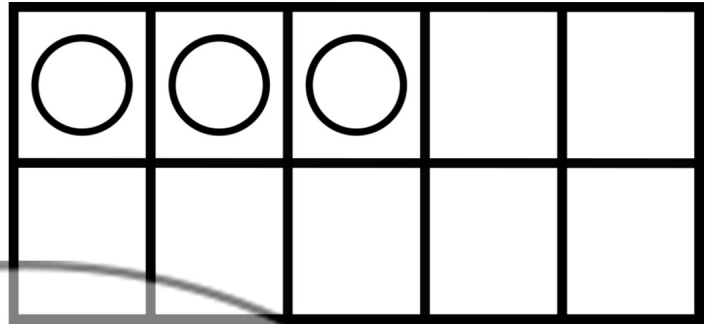
blue = come, down, find, for





Read & Color

3



three



Trace It



Write It

3

3

3




three

three

three


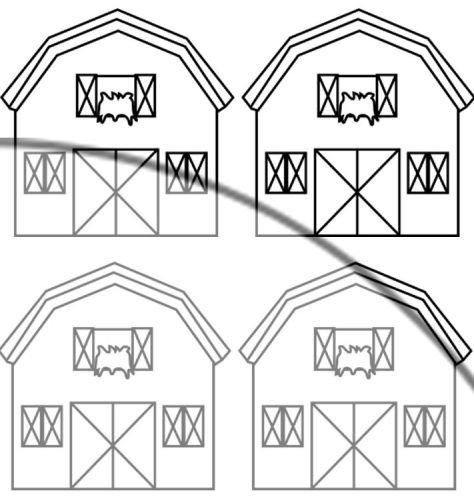






Color 3



Name: \_\_\_\_\_

Directions: Count how many pictures are in each box and color the correct number.

	<div>3</div> <div>1</div> <div>2</div>		<div>4</div> <div>5</div> <div>6</div>
	<div>4</div> <div>1</div> <div>2</div>		<div>6</div> <div>3</div> <div>5</div>
	<div>6</div> <div>4</div> <div>2</div>		<div>2</div> <div>3</div> <div>5</div>

# Counting in my

# Farm

Name: \_\_\_\_\_

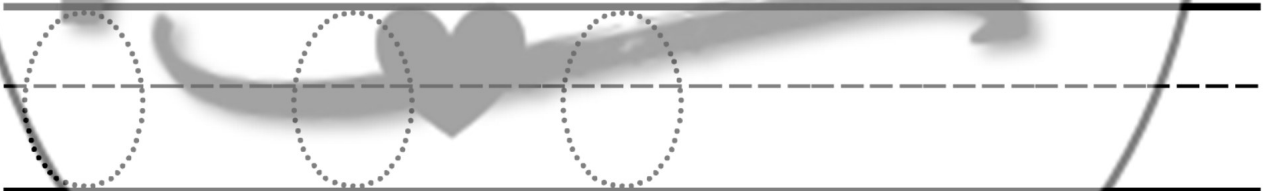
© Fun Early Learning



Trace it



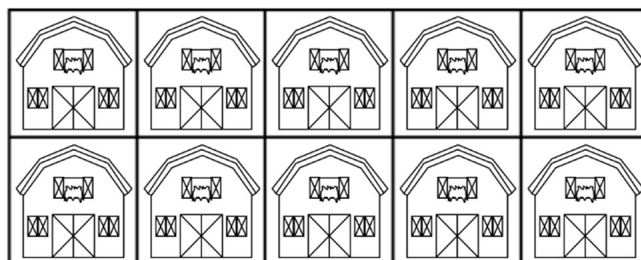
Write it



Find the number 0 and Circle It



Color 0 in the Ten Frame





















© Fun Early Learning

Name: \_\_\_\_\_

# Farm Measurement

Directions: Measure the height or width of each picture by coloring the correct number of squares.

<p>_____ units</p>  	<p>_____ units</p>  	<p>_____ units</p>  
<p>_____ units</p>  	<p>_____ units</p>  	<p>_____ units</p>  
<p>_____ units</p>  	<p>_____ units</p>  	<p>_____ units</p>  


Name: \_\_\_\_\_

# Let's Identify Shapes!



Trace the word.


square



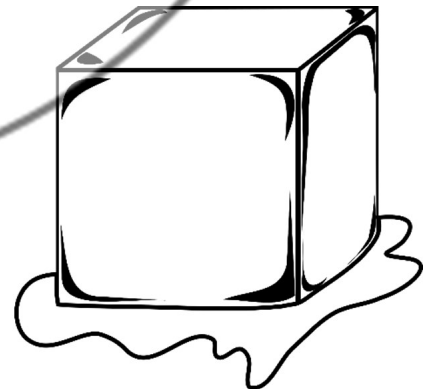
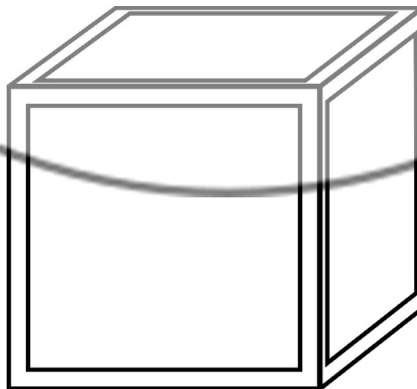

Trace the shapes.



Draw the shape.



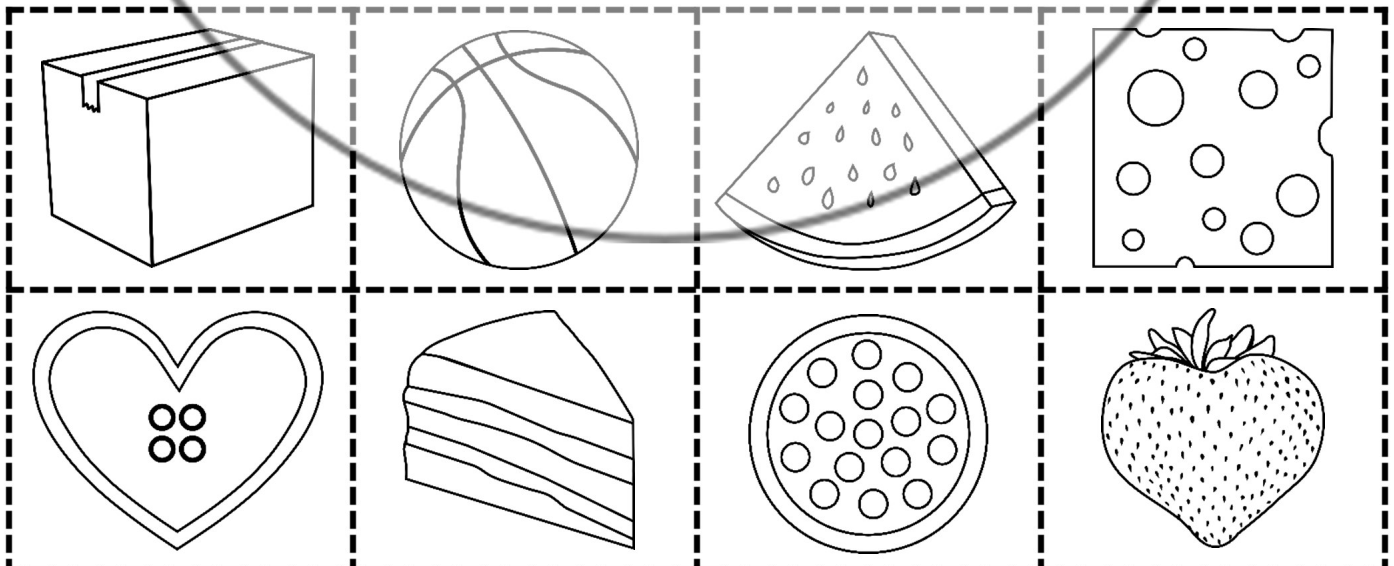

Color the square shapes.



Name: \_\_\_\_\_

# Let's Sort Shapes!


Directions: Color all of the pictures. Cut the shapes below following the dotted lines. Glue them into the correct column with the matching shape.



Name: \_\_\_\_\_

# Shadow Matching

Directions: Cut the pictures out from the bottom of the page by cutting along the dotted line. Then match and glue them to their shadows.



© Fun Early Learning