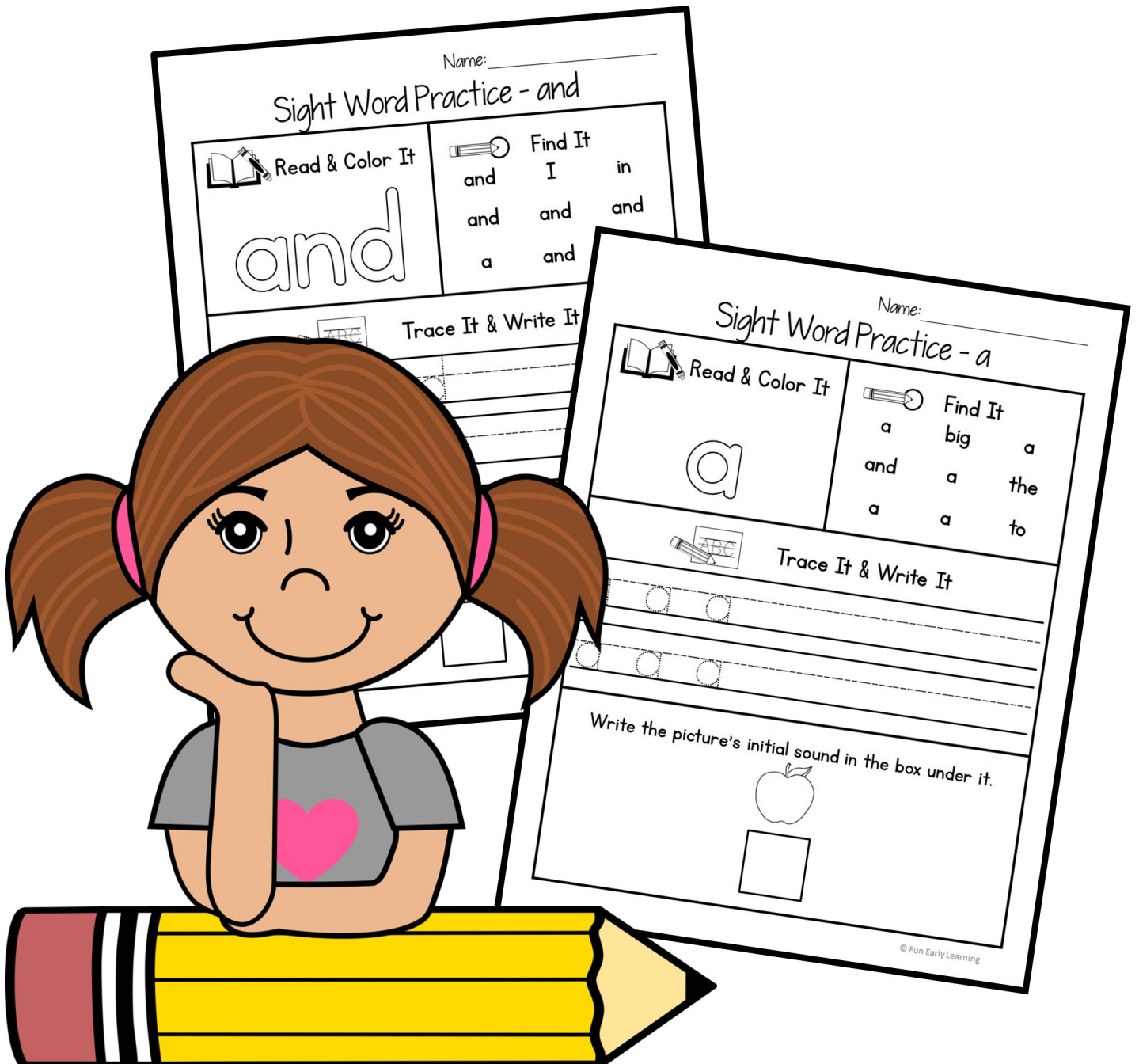


# Sight Words Practice

## Dolch Pre-Primer



## Sight Words Practice – Pre-Primer

### About:

Thank you so much for downloading this product! We hope it will be a great resource for you and that you will love it as much as we do! Please don't hesitate to contact us if you have any questions or concerns. We're here to help in any way we can.

Our Sight Word Practice worksheets help children develop their fine motor skills, independence, attention-span, self-confidence, problem solving skills, and literacy.

### Prep:

**Step 1:** Print all pages in black and white.

**Step 2:** Either use as is or laminate them to use as write and wipe worksheets. If you choose to laminate them, we recommend using 3mil laminating pouches as it's easier to erase whiteboard marker from.

**Step 3:** Enjoy!

### Directions:

**Step 1:** Read and Color the focus word.

**Step 2:** Find and circle the focus word.

**Step 3:** Trace and write along the line.

**Step 4:** Look at the pictures. Write their initial sound in the box below them. What word does it spell?

**Check out our website for more freebies, ideas and teaching tips!**

[www.FunEarlyLearning.com](http://www.FunEarlyLearning.com)


Name: \_\_\_\_\_

# Sight Word Practice - a



Read & Color It

a



Find It

a

big

a

and

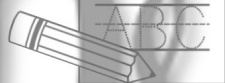
a

the

a

a

to



Trace It & Write It



Write the picture's initial sound in the box under it.



Name: \_\_\_\_\_

# Sight Word Practice - and



Read & Color It

and



Find It

and

I

in

and

and

and

a

and

it



Trace It & Write It

and and and  
and and and

Write the picture's initial sound in the box under it.

