

Alphabet Letter Mazes

About:

Thank you so much for downloading this product! We hope it will be a great resource for you and that you will love it as much as we do! Please don't hesitate to contact us if you have any questions or concerns. We're here to help in any way we can. Please consider leaving a review. I am grateful for each one you provide. It is so beneficial for me and parents / educators needing learning materials.

Our Alphabet Letter Mazes Activity corresponds to Common Core Standards RF.K.1D, RF.K.2D and RF.K.3A as children identify and name upper- and lowercase letters, use letter-sound knowledge, and identify beginning sounds.

Please note the directions contain affiliate links.

Prep:

Print pages 5-30 for color letter mazes or pages 31-56 for black and white letter mazes.

- Reusable Worksheets:
 - Laminate all pages with 3 mil laminated pouches or use page protectors.
 - Gather a [whiteboard marker](#), [pom poms](#) (if you glue magnets on the pom poms, be sure to get a magnetic sheet also) or similar items to place over the letters.
- Worksheets Used As Is:
 - Print and use with [markers](#), [bingo daubers](#), [crayons](#), [color pencils](#), stickers or similar items.

Directions:

Step 1: Place the Alphabet Letter Maze on the table. Read the letter at the top and say its sound(s).

Step 2: Point to the pictures on the page, say their name, and listen for the initial sound. What letter makes that sound?

Step 3: Follow the directions at the top of the maze you're using to find your way from start to finish. You may use any of the materials we mentioned above to place on the letters: [pom poms](#), m&ms, [whiteboard markers](#), etc.


Step 4: For added fun, once you have found your way through the maze count the number of letters you covered. Then, point to the letters you haven't covered and say their name and corresponding sound.

Check out our website and social media for more freebies, ideas, and teaching tips!




Letter Aa Maze

Follow the letters Aa through the maze to help the ant find the apple.




A	y	Y	j	K	L	r	R
a	W	J	t	p	u	g	d
A	f	h	y	b	t	E	e
A	A	b	w	e	E	h	O
P	a	a	z	Q	s	n	m
U	o	A	i	D	v	C	C
q	g	A	A	A	a	a	A



Letter Bb Maze

Follow the letters Bb through the maze to help the bee find the bus.




B	b	a	U	I	L	r	R
r	b	b	t	p	N	G	d
a	A	B	B	b	W	E	e
o	J	t	b	b	H	h	O
P	d	a	b	B	B	n	m
U	p	x	d	l	b	B	j
q	Z	M	O	I	M	B	B



Letter Aa Maze

Follow the letters Aa through the maze to help the ant find the apple.



A	y	Y	j	K	L	r	R
a	W	J	t	p	u	g	d
A	f	h	y	b	t	E	e
A	A	b	w	e	E	h	O
P	a	a	z	Q	s	n	m
U	o	A	i	D	v	C	C
q	g	A	A	A	a	a	A



Letter Bb Maze

Follow the letters Bb through the maze to help the bee find the bus.



B	b	a	U	I	L	r	R
r	b	b	t	p	N	G	d
a	A	B	B	b	W	E	e
o	J	t	b	b	H	h	O
P	d	a	b	B	B	n	m
U	p	x	d	l	b	B	j
q	Z	M	O	I	M	B	B

