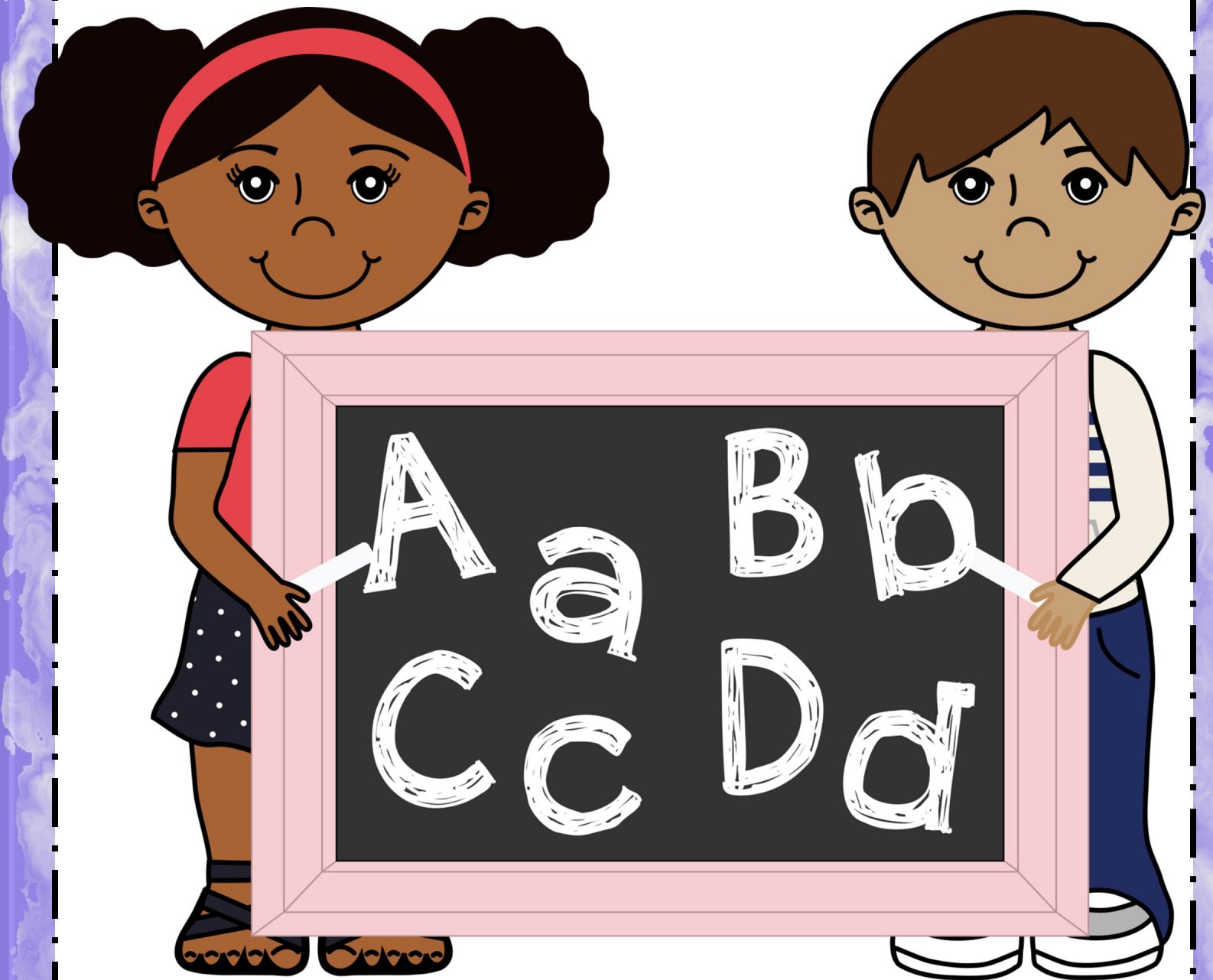


# Letters Curriculum

## ★ Lesson Plans & Activities ★



# Letters & Phonics Alphabet Curriculum

## About:

Thank you so much for purchasing our Letters & Phonics Literacy Curriculum! We hope it will be a great resource for you and that you will love it as much as we do! Please don't hesitate to contact us if you have any questions. We're here to help in any way we can. We also appreciate and value your feedback, so if you love our products head on over to our website or TPT store and let us know by leaving us some feedback!

Our Letters & Phonics Literacy Curriculum was developed to help children build a solid foundation for kindergarten and beyond. Learning letters and sounds is the first step towards successful reading. Our program helps children develop their fine motor skills, independence, attention-span, self-confidence, problem solving skills, and early literacy skills. It corresponds to Common Core RF.K.1.D, RF.K.3.A and LK.1.A as children identify and name upper- and lowercase letters and letter-sound correspondence, identify initial sounds, and write upper- and lowercase letters.

## How our Literacy Curriculum is Structured

Understanding letter-sound correspondence is the key to reading and writing. In order to read a word, children must first recognize letters in the word and be able to associate each word with its sound. In order to write the word, children must be able to break the word apart into sounds and write the letters that correspond to those sounds.

We teach letters and letter-sound correspondence simultaneously to help children start reading as soon as possible. We start by teaching letters that occur most frequently in simple words, such as a, t, m, s. We also separate letters that look alike and have similar sounds to avoid confusion.

## How we teach

Our Literacy Program is taught by modeling, guided practice, independent practice, & applied practice..

- **Modeling:** The teacher will start by introducing the letter. They will teach the letter name, letter sound, and how to write the letter.
- **Guided Practice:** Through a series of instructional materials, the teacher provides support to help the children understand and remember letter names and sounds.
- **Independent Practice:** We use a series of hands-on activities to help children apply the letter recognition and identification, letter-sound knowledge, and writing skills with little to no help from the teacher. This ensures that they have truly mastered the skill and concept and are ready to move on to the next letter.
- **Applied Practice:** Children will use their knowledge in large group activities, games, art projects, sensory activities and science experiments.

## Daily Schedule

Our Literacy Program is taught by modeling, guided practice, independent practice, & applied practice..


- **Circle Time:** The letter is introduced along with a fun alphabet story and song.
- **Small Group Instruction:** Guided lessons are used to introduce the letter and letter-sound(s), along with an alphabet poster and memory cards. Children will work in their worksheet packet and the learning letters activities binder.
- **Center Rotations:** There are 4 centers that children will rotate through to master the alphabet. Each center has six different activities that focus on Letter Identification, Letter Formation, Letter Writing, and Letter-Sound Correspondence.
- **Early Finishers:** I have included six fun activities for your early finishers with a mix of centers and no-prep worksheets.
- **Large Group:** This curriculum includes two large group games to have even more fun learning the alphabet: Alphabet Bingo and Letter Detectives Pocket Chart Alphabet Game.
- **Art Projects:** Art is such an important part of learning. This curriculum includes three different art projects that students can do throughout the week.
- **Science and Sensory Project:** This curriculum includes a mix of science and sensory projects each week to reinforce and have fun with the letter of the week.
- **Assessment:** The calendar includes a letter assessment at the end of each week. This is optional, but gives you the ability to see if your students have mastered the letter before moving on to the next. It also gives you the ability to provide extra intervention for those that need it.



# Week 1 – Letter A – GUIDED PRACTICE

## Circle Time / Warm Up

### Letter A Book – Allie the Amazing Ant



### Letter A Song

#### Letter A Song

Sung to the tune of 'If You're Happy and You Know It' (have an uppercase A and lowercase a visible – a poster or a memory card/flash card)

Oh I love uppercase A, uppercase A, (clap, clap)

Oh I love uppercase A, uppercase A, (clap, clap)

It has a point up on the top, (put the tips of your fingers together above your head to make a point)

And a line across the middle, (draw a horizontal line with your finger)

Oh I love uppercase A, uppercase A, (clap, clap)

Oh I love lowercase a, lowercase a, (stomp, stomp)

Oh I love lowercase a, lowercase a, (stomp, stomp)

It has a cute little belly, (draw the letter 'c' with your finger to show the a's 'belly')

And a line along the side, (draw a straight line down with your finger)

Oh I love lowercase a, lowercase a.

A makes 2 different sounds, /A/ (pronounced "aah" like ant) and /a/ ("ay" – like the letter name). Hurray!

A makes 2 different sounds, /A/ ("aah" like ant) and /a/ ("ay" – like the letter name). Hurray!

/A/ /A/ /A/ /A/, like ant and airplane. (you can show these pictures using our memory cards)


/a/ /a/ /a/ /a/, like angel and anchor. (you can show these pictures using our memory cards)

A makes 2 different sounds, /A/ ("aah") and /a/ ("ay"). Hurray!




## Table Time / Small Group Lesson

### Teaching Letters Instruction Packet: Lessons 1.1 – 1.4 & Worksheets



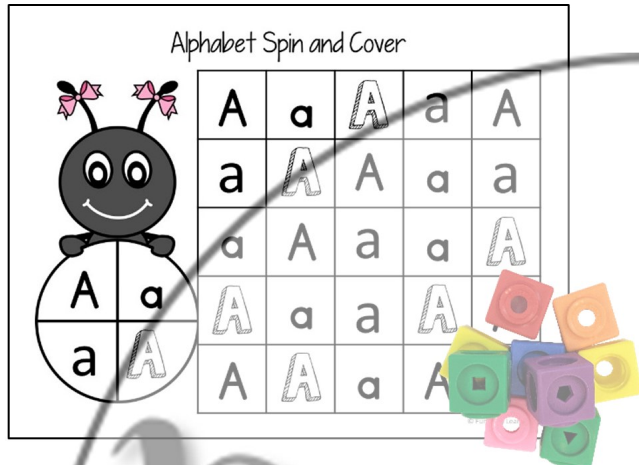
### Learning Letters Binder



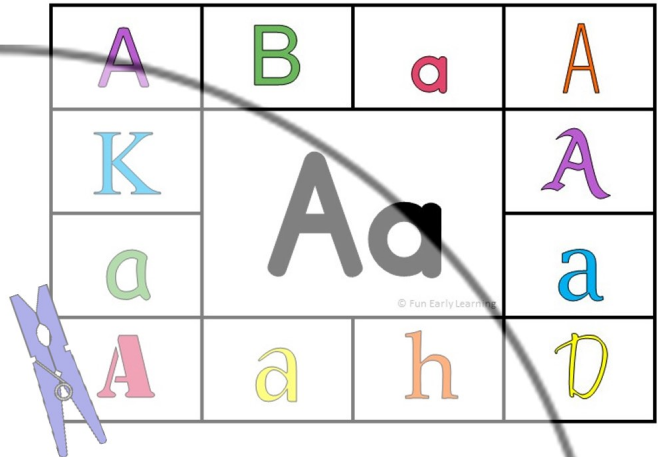


## Letter Identification Center 1


### Alphabet Spin & Cover



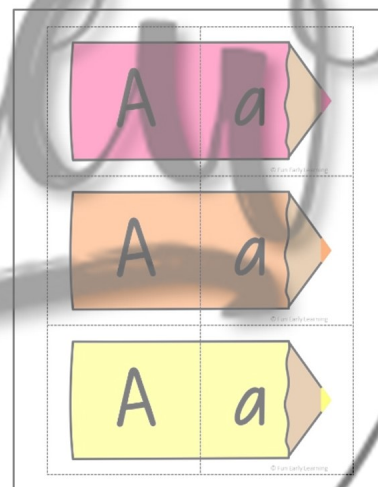
### Clip and Flip Letters



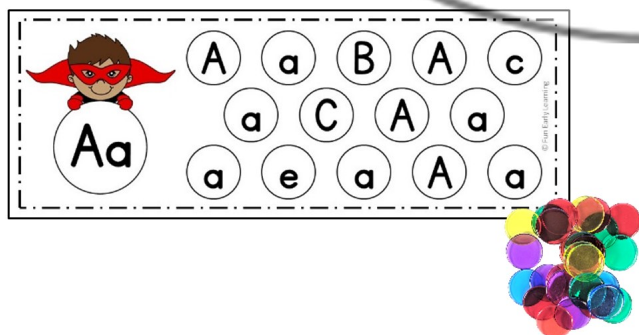
### Letter Pop




### Letter Puzzles



### Superhero Letter Match

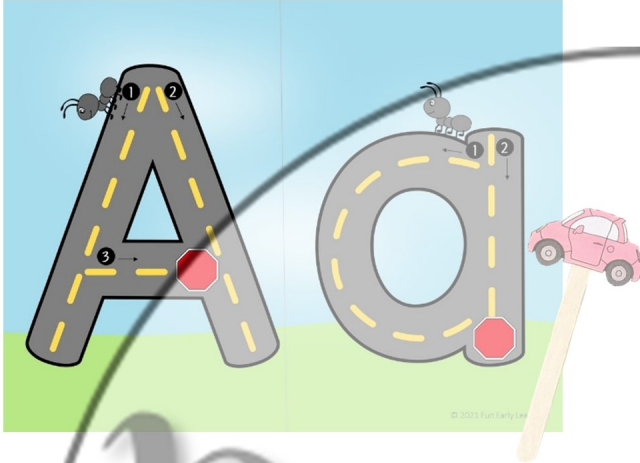


### Upper- & Lowercase Letter Sorting

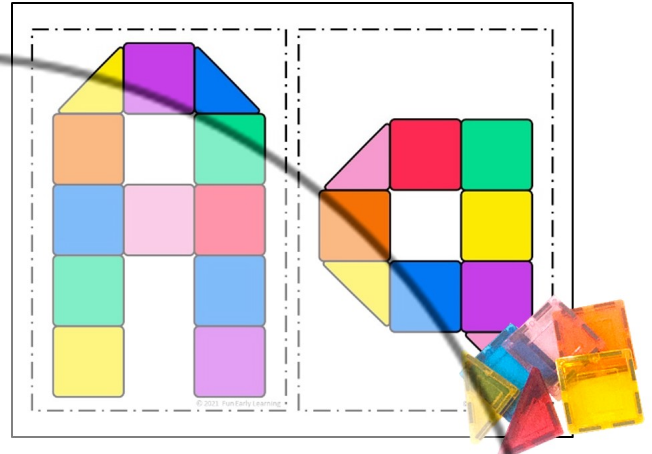


## Letter Formation Center 2

### Driving Letter Formation




### Magnetic Tiles Letters



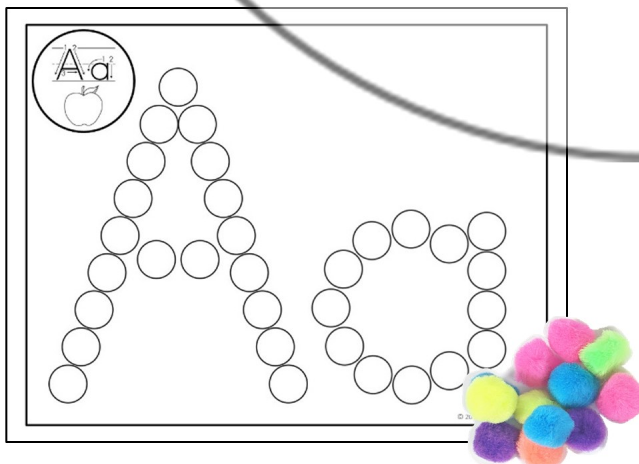
### Mini Eraser Mats



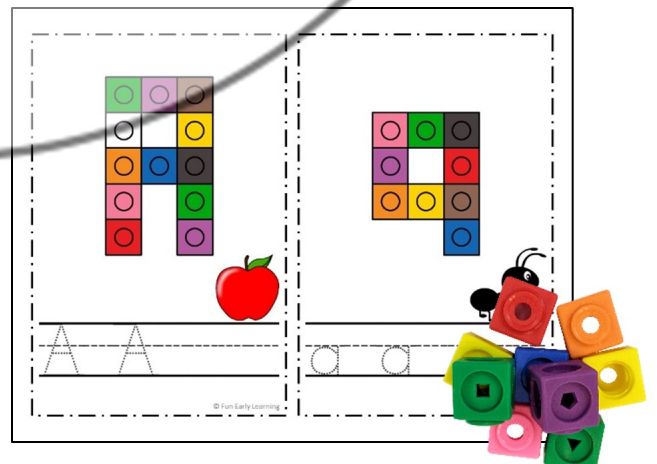
### Play Dough Letter Mats



### Pom Pom Letters

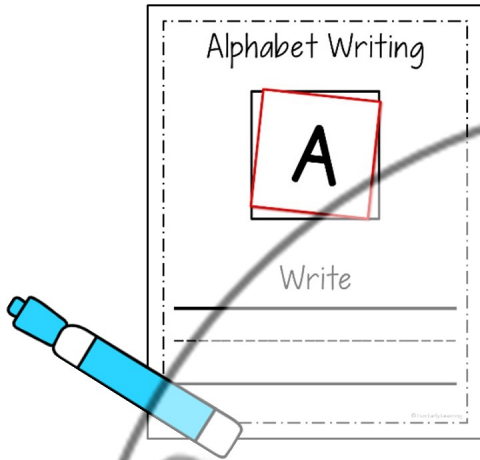


### Snap Cube Letters

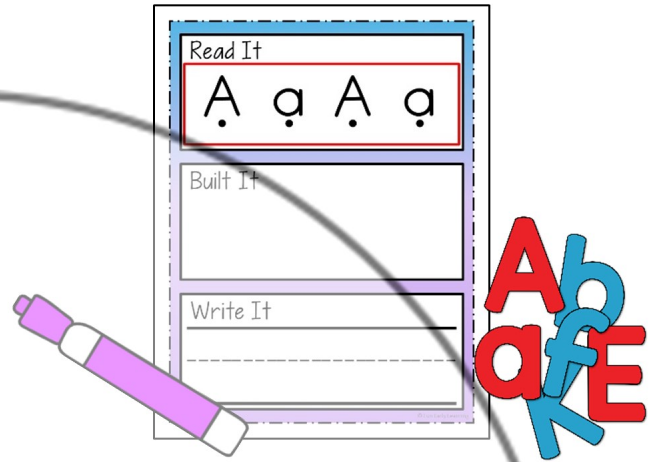


## Letter Writing Center 3


# Alphabet Writing Practice




## Alphabet Read, Build, Write



## Superhero Sensory Tray Writing

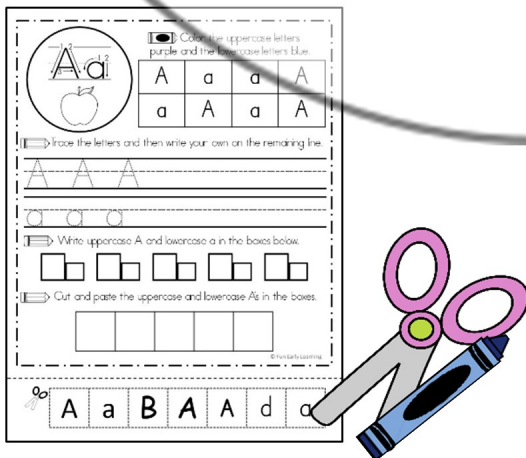


## Write & Wipe Letters




## Letter Writing Worksheets to Supplement

## Handwriting Activity Sheets




# Handwriting Letter Practice






## Letter Sounds / Phonics Center 4


### Beginning Sound Match




### Beginning Sound Smash




### Clip & Flip Beginning Sounds



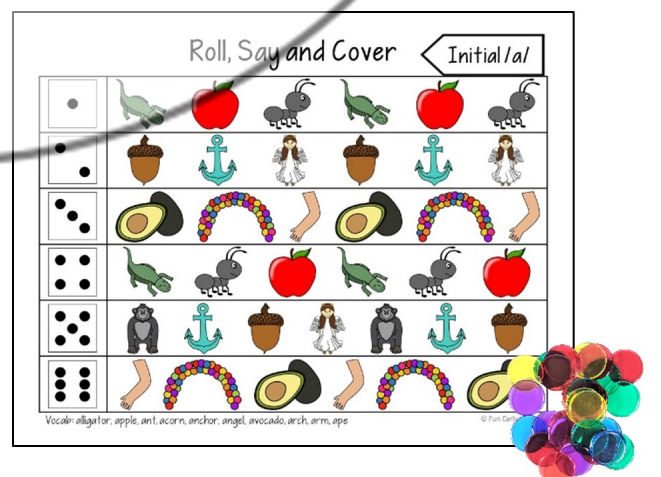
### Initial Sound Picture Sort



### I Spy Beginning Sounds



### Roll, Say, and Cover



## Early Finishers / Extra Activities

### Letter Sound Find and Match

**Aa Find & Match**

© Fun Early Learning

### Write the Room

**Write the Room - Aa**

Name: \_\_\_\_\_

Directions: Find the words and letters around the room and write them on the line.

|  |       |
|--|-------|
|  | _____ |
|  | _____ |
|  | _____ |
|  | _____ |
|  | _____ |
|  | _____ |
|  | _____ |

© Fun Early Learning

### Alphabet Flip Books

**Aa is for**

Directions: Draw pictures and labels.

acorn

ant

alligator

anchor

apple

© Fun Early Learning

### Dab-a-Dot Letter Q-Tip Painting

**Aa**

Directions: Use a Q-tip to dab the dots to form the letter.

© Fun Early Learning

### Mystery Letter Pictures

**Mystery Letter Picture #1**

Name: \_\_\_\_\_

A = red    a = green    B = brown

|   |   |   |   |   |   |   |   |   |   |
|---|---|---|---|---|---|---|---|---|---|
| c | d | e | C | B | G | a | a | Y | z |
| r | H | h | Q | B | a | a | s | J | I |
| F | R | A | A | A | A | A | A | M | m |
| n | A | A | A | A | A | A | A | A | o |
| S | A | A | A | A | A | A | A | A | I |
| T | A | A | A | A | A | A | A | A | k |
| m | A | A | A | A | A | A | A | A | H |
| I | A | A | A | A | A | A | A | A | u |
| P | r | A | A | A | A | A | A | A | o |
| k | z | Q | A | A | A | A | A | J | r |

A is for \_\_\_\_\_

© Fun Early Learning

### Sort It Letter-Sound Correspondence

**Sort It!**

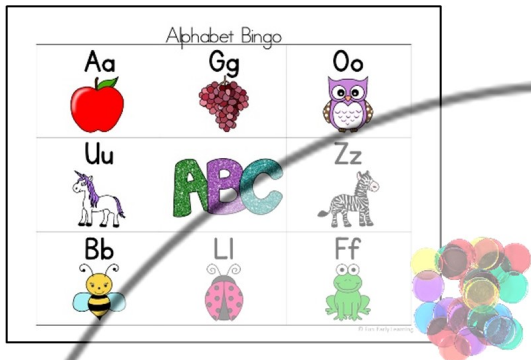
Directions: Color and cut out the pictures. Sort and paste those into the boxes for words that start with A and words that don't.

|  |  |  |  |  |
|--|--|--|--|--|
|  |  |  |  |  |
|--|--|--|--|--|

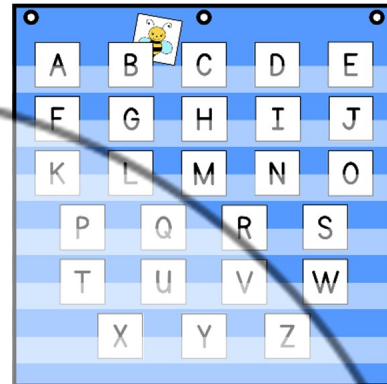
© Fun Early Learning

## Large Group / Games

### Alphabet Bingo




### Letter Detectives Pocket Chart Game



## Art Projects / Art Center

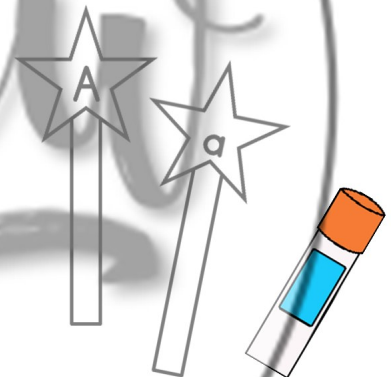
### Letter Art Book - A is for Ant



### Bubble Letter



### Letter Wands



## Science / Sensory Projects

### Apple Scented Cloud Dough Sensory Bin

#### Materials:

- [Plastic Storage Container](#) (32 quarts or smaller)
- 7 Cups of Flour
- 1 Cup of Oil
- Apple Pie Spice
- Cinnamon (optional)
- Red Food Coloring (optional)
- Measuring cups, Spoons, Bowls, and Other Play Toys
- \*You could also use Green Apple Kool-Aid mix to get the apple scent and green cloud dough color instead of apple pie spice, cinnamon and red food coloring

#### Directions:

1. Combine all ingredients in the plastic storage container. Add the apple pie spice and/or cinnamon until the scent is to your liking.
2. Add the play toys and you're done!

This sensory bin can get kind of messy. We recommend placing towels under it indoors or using it outside. Luckily, it vacuums up easily.



## Assessment – Letter A

Read the letters.

A a

Circle the uppercase and lowercase A's.

A a A  
B b c  
a A a

Write an uppercase A on the line.

\_\_\_\_\_

-----

\_\_\_\_\_

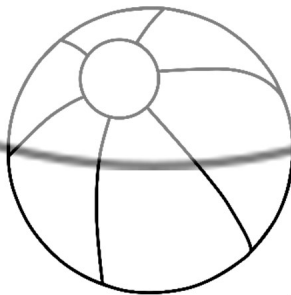


Write a lowercase A on the line.

\_\_\_\_\_

-----

\_\_\_\_\_


Circle the pictures that start with the letter A.




# Letter Identification

## ★Center Sneak Peek★

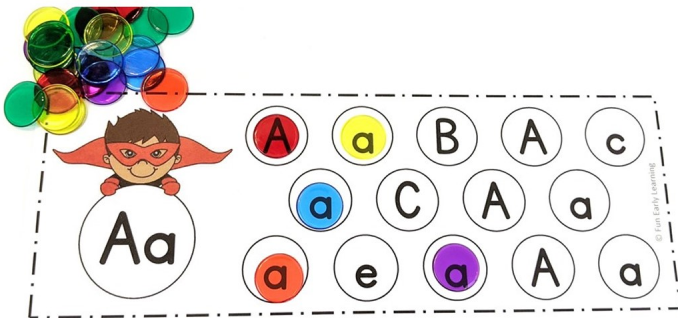
### Alphabet Spin & Cover



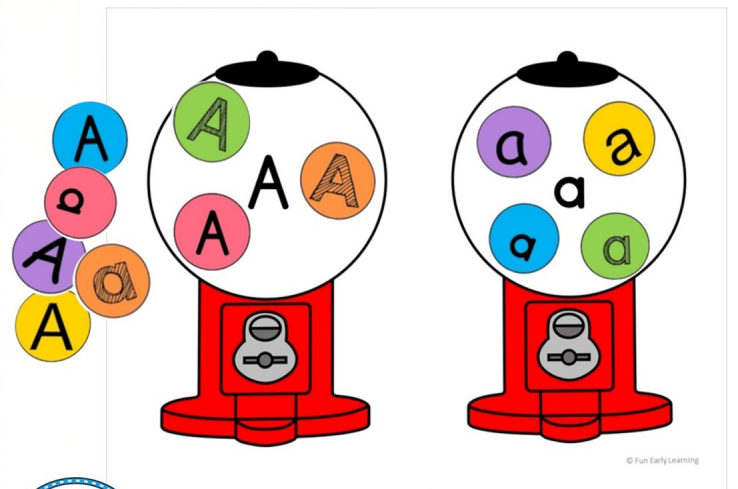
### Clip & Flip Letters



### Superhero Letter Match



### Letter Sorting

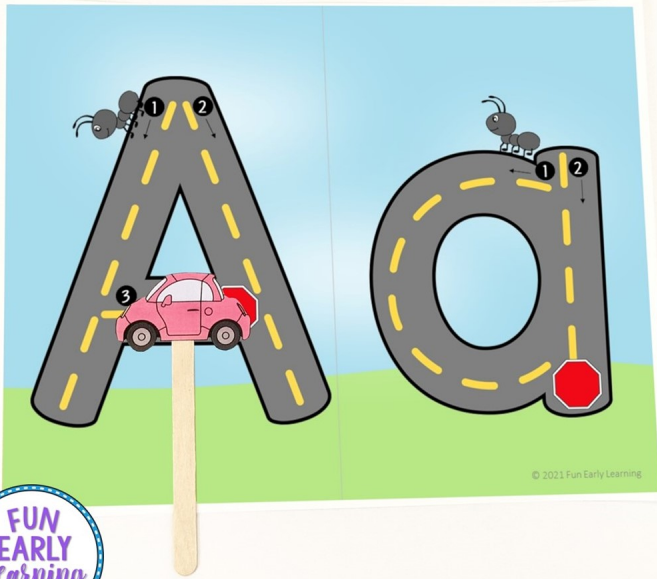





# Letter Formation

## ★Center Sneak Peek★

### Driving Letter Formation



### Magnetic Tiles Letters



### Play Dough Letters



### Snap Cube Letters






# Letter Writing

## ★Center Sneak Peek★

### Alphabet Writing




### Handwriting Activity



### Superhero Writing




### Write & Wipe Letters



# Letter Sounds

# ★Center Sneak Peek★

# Beginning Sound Smash



# Clip & Flip Beginning Sounds



# I Spy Beginning Sounds



# Initial Sound Sort

