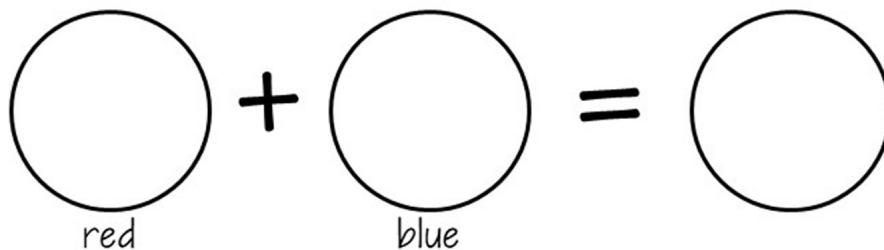
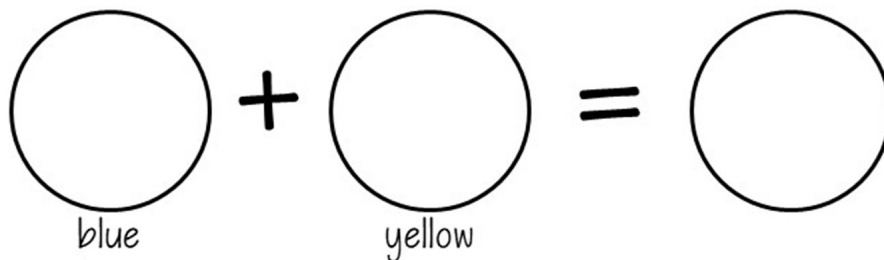
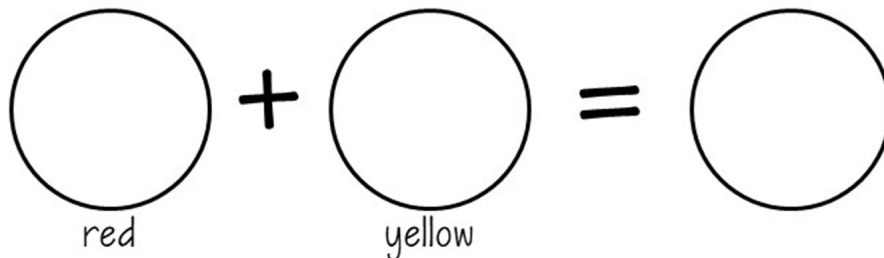


Primary Color Mixing

Name: _____

Primary Color Mixing



©.2022 Fun Early Learning



Terms of Use:

You may:

- download this file by visiting FunEarlyLearning.com.
- save this file to your computer.
- print and use as many copies as you'd like for personal use in your classroom or at home where NO profit/money is made, and shall in no way be for commercial purposes or made available through any media.
- share the link to our Fun Early Learning blog page where this printable can be downloaded.

You may not:

- download this file from any site other than FunEarlyLearning.com.
- link directly to this pdf. You may direct people to the Fun Early Learning web page where this pdf is located.
- claim this file as your own.
- alter this electronic file, whether it be deletion, addition, or any matter.
- sell or in any way profit from this electronic file.
- print this file and then sell that printed copy to others.
- store or distribute this file on any other website or another location where others are able to electronically retrieve it (such as Dropbox, One Drive, Facebook, etc.).
- email or send this file in any way to anyone. They must download it themselves directly from our website.

Copyright

All Content included on this website, such as text, graphics, logos, images, and software, is the property of Fun Early Learning or its Content suppliers and is protected by the U.S. and international copyright laws. The reproduction, modification, distribution, republication, display or performance of the Content on this website is strictly prohibited. All images/photos/clip art in this resource were created by Fun Early Learning, and cannot be copied, redistributed, altered, or sold.

This file is for personal or classroom use only. It is not for commercial use. By using it, you agree that you will not copy or reproduce this file except for your own personal, non-commercial use.

Questions?

If you are unclear about our Terms of Use, we're happy to help! Please email us at info@FunEarlyLearning.com and ask before making a purchase or downloading if your intended use is not covered by what is written here. We'll do our best to respond promptly. 😊

Primary Color Mixing

About:

Thank you so much for downloading this product! I hope it will be a great resource for you and that you will love it as much as I do! Please don't hesitate to contact me if you have any questions or concerns. I'm here to help in any way I can.

Please consider leaving a review. I am grateful for each one you provide. It is so beneficial for me and parents / educators needing learning materials.

Please note that the directions contain affiliate links.

Prep:

Step 1: Print all pages 4.

Step 2: Gather [washable paint](#).

Directions:

Step 1: Put dots of paint on the appropriate color spots.

Step 2: Use a paint brush or your finger to mix the two colors into the third circle. What new color do those 2 paints make?

Teacher Tips:

Ask the students what color they think the two colors will make before they mix it.

What do they think would happen if you mixed all of the colors together? What color would it make?

If you mix white into the different colors, will it make new colors? For example, mixing white into red paint makes pink.

Check out our website and social media for more freebies, ideas, and teaching tips!



Name: _____

Primary Color Mixing

