

Five Senses Study

★ Discussion Questions ★



1. What does this picture make you think of?
2. What do you think these smell like?
3. What senses do you use when you have a flower?


©.2022 Fun Early Learning



YOU MAY ALSO ENJOY THESE ACTIVITIES

FUN EARLY Learning math / numbers / shapes

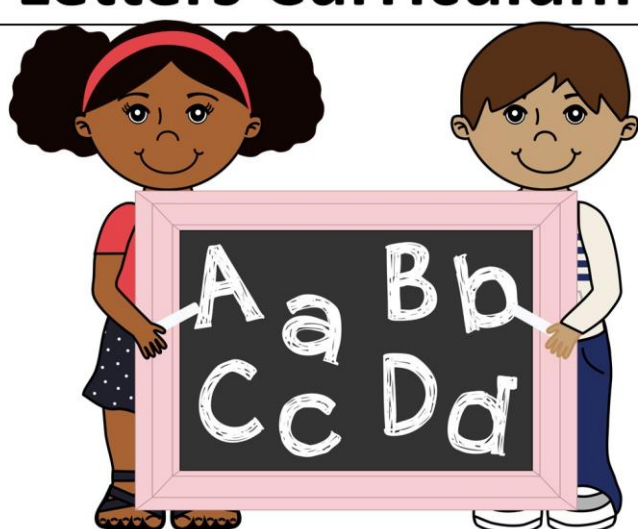
Math Curriculum



Preschool / Pre-K / Kindergarten / RTI

FUN EARLY Learning literacy / letters / phonics / writing

Letters Curriculum



www.FunEarlyLearning.com

FUN EARLY Learning five senses / literacy / math

Five Senses Study




www.FunEarlyLearning.com

FUN EARLY Learning literacy / letters / phonics / math / writing

Dinosaur Theme Bundle

Fun Literacy & Math Activities



www.FunEarlyLearning.com



Terms of Use:

You may:

- download this file by visiting FunEarlyLearning.com.
- save this file to your computer.
- print and use as many copies as you'd like for personal use in your classroom or at home where NO profit/money is made, and shall in no way be for commercial purposes or made available through any media.
- share the link to our Fun Early Learning blog page where this printable can be downloaded.

You may not:

- download this file from any site other than FunEarlyLearning.com.
- link directly to this pdf. You may direct people to the Fun Early Learning web page where this pdf is located.
- claim this file as your own.
- alter this electronic file, whether it be deletion, addition, or any matter.
- sell or in any way profit from this electronic file.
- print this file and then sell that printed copy to others.
- store or distribute this file on any other website or another location where others are able to electronically retrieve it (such as Dropbox, One Drive, Facebook, etc.).
- email or send this file in any way to anyone. They must download it themselves directly from our website.

Copyright

All Content included on this website, such as text, graphics, logos, images, and software, is the property of Fun Early Learning or its Content suppliers and is protected by the U.S. and international copyright laws. The reproduction, modification, distribution, republication, display or performance of the Content on this website is strictly prohibited. All images/photos/clip art in this resource were created by Fun Early Learning, and cannot be copied, redistributed, altered, or sold.

This file is for personal or classroom use only. It is not for commercial use. By using it, you agree that you will not copy or reproduce this file except for your own personal, non-commercial use.

Questions?

If you are unclear about our Terms of Use, we're happy to help! Please email us at info@FunEarlyLearning.com and ask before making a purchase or downloading if your intended use is not covered by what is written here. We'll do our best to respond promptly. 😊



Five Senses Study Discussion Questions

About:

Thank you so much for downloading this product! I hope it will be a great resource for you and that you will love it as much as I do! Please don't hesitate to contact me if you have any questions or concerns. I'm here to help in any way I can. You can email me at info@FunEarlyLearning.com.

Please consider leaving a review. I am grateful for each one you provide. It is so beneficial for me and parents / educators needing learning materials.

Discussion questions help teachers conduct the study to ensure children are getting the most out of learning. They help you engage children in analytical discussions that build critical thinking skills, and social-emotional development.

These discussion questions offer suggestions for introducing each picture. They have vocabulary words in the questions, and they help you ask children probing questions. These questions help you to focus your observations as children engage in learning about their five senses. These are just a suggestion of questions to ask on the cards. As your discussion progresses, the children may lead you to ask different questions to engage them further.

Please note that the directions contain affiliate links.

Prep:

Step 1: Print the pages.

Step 2: The pages in half and [laminates](#).

Prep:

Step 1: Hold up a card and have your students tell you what they think of when they look at that pictures.

Step 2: Ask the questions on the back of the card to engage in discussion about the picture and their five senses.

Step 3: The questions are just a suggestion on what to ask. As you talk with your students, often the discussion leads to a lot of great questions that get them excited and more engaged. They even come up with their own questions.

Check out our website and social media for more freebies, ideas, and teaching tips!





1. What do you see in this picture?
2. Have you ever seen a rainbow before? Where were you when you saw it?
3. What is your favorite color in the rainbow? Why?



1. What season is it in this picture? How do you know?
2. What does this picture make you think of?
3. What is your favorite part of fall?



1. What does this picture make you think of?

2. What do you think these smell like?

3. What senses do you use when you have a flower?



1. Why are these socks hanging on a clothesline?
2. What did they smell like before they were hung up?
3. Why do people wear socks?



1. What are the lions doing in this picture?

2. What does it sound like?

3. Where do lions live?

4. What do lions like to eat?



1. What is this person doing?
2. What does it sound like?
3. What is your favorite instrument to play?
4. What music do you like to listen to?



1. What does this picture make you think of?
2. What do donuts taste like?
3. What is your favorite kind of donut? Why do you like it so much?



1. What do you see in this picture?
2. What is your favorite fruit?
3. What does it taste like?
4. What can you eat fruit with?
5. What kind of fruit have you eaten?



1. Do you know anyone who has a hedgehog for a pet?
2. What do you think it feels like?
3. What do you think hedgehogs eat?



1. What do you see in this picture?
2. What does yarn feel like?
3. Have you ever made a craft with yarn? What did you make?