


# Dr. Seuss Math

## ★ One Fish Two Fish ★

Name: \_\_\_\_\_

### Dr. Seuss Goldfish Graphing

Count how many of each color goldfish you have and color that many boxes in the graph.



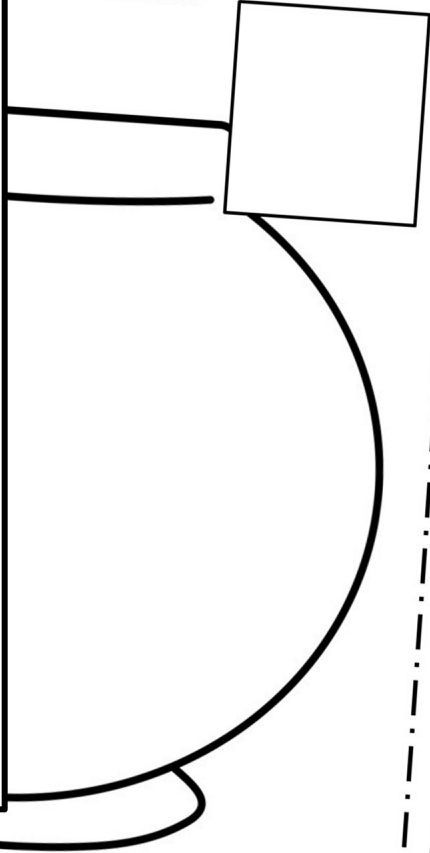
Red								
Green								
Orange								
Yellow								

© 2022 Fun Early Learning

Name: \_\_\_\_\_

### Goldfish Counting

Box. Count that many goldfish and in the fish bowl.




© Fun Early Learning

## YOU MAY ALSO ENJOY THESE ACTIVITIES

**FUN EARLY Learning** math / numbers / shapes


### Math Curriculum



Preschool / Pre-K / Kindergarten / RTI

**FUN EARLY Learning** literacy / letters / phonics / writing

### Letters Curriculum




[www.FunEarlyLearning.com](http://www.FunEarlyLearning.com)

**FUN EARLY Learning** Dr. Seuss Day / crafts / template

### Dr. Seuss Hat Craft

FREE Paper Plate Kid's Craft




[www.FunEarlyLearning.com](http://www.FunEarlyLearning.com)

**FUN EARLY Learning** math / numbers / counting / quantifying / writing

### Learning Numbers

★ Hands-on Math Activities ★



[www.FunEarlyLearning.com](http://www.FunEarlyLearning.com)



## Terms of Use:

### You may:

- download this file by visiting [FunEarlyLearning.com](http://FunEarlyLearning.com).
- save this file to your computer.
- print and use as many copies as you'd like for personal use in your classroom or at home where NO profit/money is made, and shall in no way be for commercial purposes or made available through any media.
- share the link to our Fun Early Learning blog page where this printable can be downloaded.

### You may not:

- download this file from any site other than [FunEarlyLearning.com](http://FunEarlyLearning.com).
- link directly to this pdf. You may direct people to the Fun Early Learning web page where this pdf is located.
- claim this file as your own.
- alter this electronic file, whether it be deletion, addition, or any matter.
- sell or in any way profit from this electronic file.
- print this file and then sell that printed copy to others.
- store or distribute this file on any other website or another location where others are able to electronically retrieve it (such as Dropbox, One Drive, Facebook, etc.).
- email or send this file in any way to anyone. They must download it themselves directly from our website.

## Copyright

All Content included on this website, such as text, graphics, logos, images, and software, is the property of Fun Early Learning or its Content suppliers and is protected by the U.S. and international copyright laws. The reproduction, modification, distribution, republication, display or performance of the Content on this website is strictly prohibited. All images/photos/clip art in this resource were created by Fun Early Learning, and cannot be copied, redistributed, altered, or sold.

**This file is for personal or classroom use only. It is not for commercial use. By using it, you agree that you will not copy or reproduce this file except for your own personal, non-commercial use.**

## Questions?

If you are unclear about our Terms of Use, we're happy to help! Please email us at [info@FunEarlyLearning.com](mailto:info@FunEarlyLearning.com) and ask before making a purchase or downloading if your intended use is not covered by what is written here. We'll do our best to respond promptly. 😊

# Dr. Seuss One Fish Two Fish Activity

## About:

Thank you so much for downloading this product! I hope it will be a great resource for you and that you will love it as much as I do! Please don't hesitate to contact me if you have any questions or concerns. I'm here to help in any way I can. You can email me at [info@FunEarlyLearning.com](mailto:info@FunEarlyLearning.com).

Please consider leaving a review. I am grateful for each one you provide. It is so beneficial for me and parents / educators needing learning materials.

Our Dr. Seuss One Fish Two Fish activity helps children learn number recognition, number identification, counting, and quantifying.

*Please note that the directions contain affiliate links.*

## Prep:

Step 1: Print all pages 5-8.

Step 2: Cut out the cards on page 8.

Step 3: Gather [crayons](#)/[markers](#), and goldfish crackers.

## Directions:

Worksheet on pages 5&6: Grab a handful of goldfish. Count how many of each color goldfish you have and color that many boxes in the graph.

Worksheet on page 6: Place a number card in the box. Count that many goldfish and put them in the fishbowl.

Check out our website and social media for more freebies, ideas, and teaching tips!






Name: \_\_\_\_\_

# Dr. Seuss Goldfish Graphing

Count how many of each color goldfish you have and color that many boxes in the graph.




Red							
Green							
Orange							
Yellow							

Name: \_\_\_\_\_

# Dr. Seuss Goldfish Graphing

Count how many of each color goldfish you have and color that many boxes in the graph.

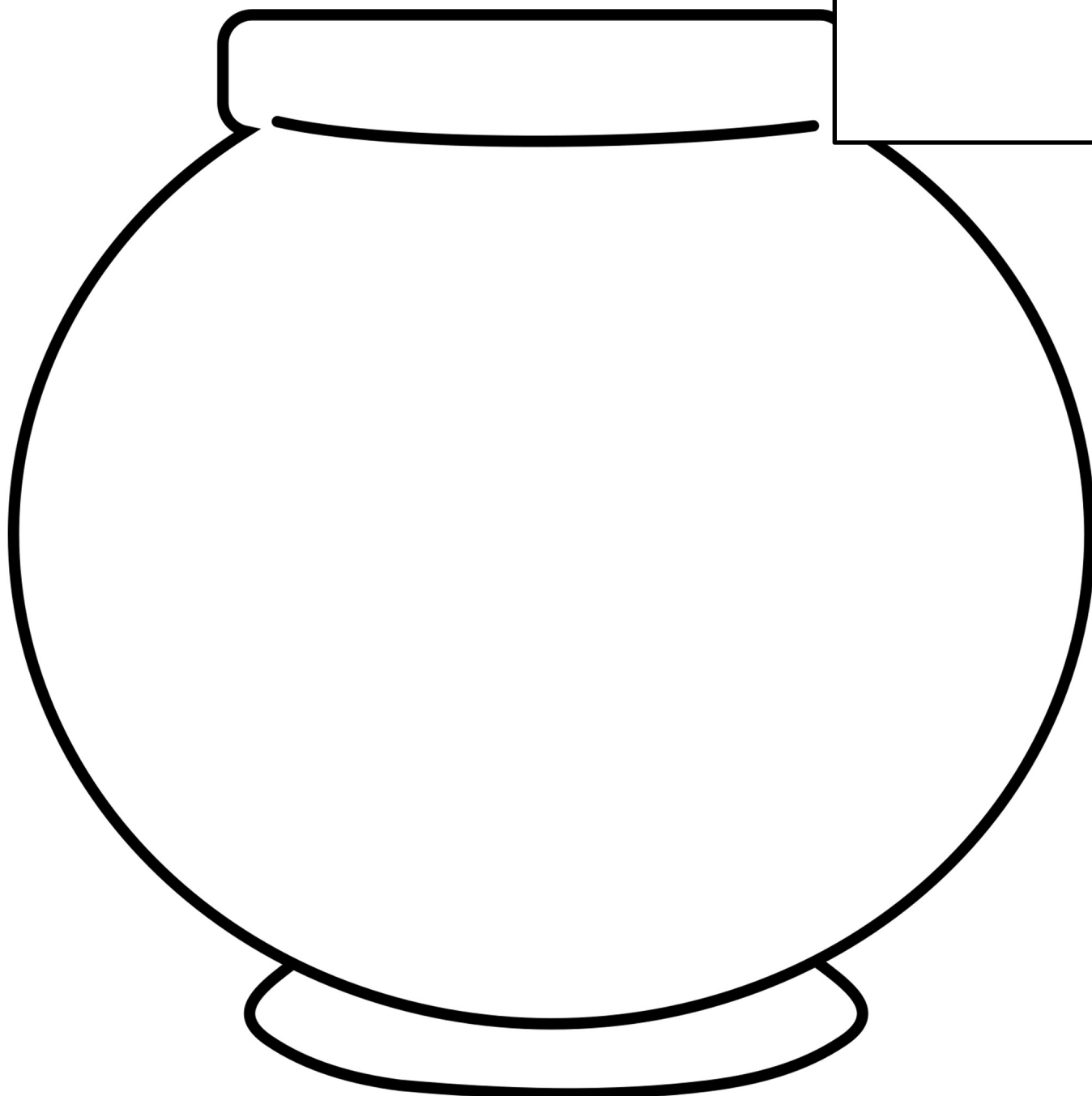


Red							
Green							
Orange							

Name: \_\_\_\_\_

# Dr. Seuss Goldfish Counting

Place a number card in the box. Count that many goldfish and put them in the fishbowl.



Cut these number cards out for the activity on page 7.

1

2

3

4

5

6

7

8

9

10

11

12

13

14

15

16

17

18

19

20